

# Commercial Locksets



# DL-LHV SERIES

## COMMERCIAL LEVER

The DL-LHV series cylindrical leverset are designed for use on all heavy duty Grade 1 commercial applications. The LHV series is also **ADA compliant** and features a **free wheeling clutch** mechanism option that ensures longevity and security. Solid zinc diecast.

### Specifications

- Door Thickness: 1 $\frac{3}{4}$ " - 2"
- Backset UL Listed: 2 $\frac{3}{4}$ " - face 1 $\frac{1}{8}$ " - 2 $\frac{1}{4}$ "
- Cylinder: Schlage "C" keyway
- Keying: Schlage 6 pin keyed
- Key: 2 six pin nickel plated
- Function: See description page 10
- Certification: UL listed ANSI A156.2 Grade 1
- Latch:  $\frac{5}{8}$ " projection stainless steel 3 hour UL
- Bore: 2 $\frac{1}{8}$ " hole retrofits all cylindrical locksets
- Strike: ANSI 1 $\frac{1}{4}$ " - 4 $\frac{7}{8}$ " strike
- Non-handed and reversible
- Vandal Resistant: Clutch free wheeling mechanism option
- Warranty: Lifetime mechanical. 10 year finish.
- Finish: US26D



IC core option



Meets ADA requirements

The DL-HVB series cylindrical knobset are designed for use on all heavy duty grade 1 commercial applications. They are solid zinc diecast.

### Specifications

- Door Thickness: 1 $\frac{3}{4}$ " - 2"
- Backset UL Listed: 2 $\frac{3}{4}$ " - face 1 $\frac{1}{8}$ " - 2 $\frac{1}{4}$ "
- Cylinder: Schlage "C" keyway
- Keying: Schlage 6 pin keyed
- Key: 2 six pin nickel plated
- Function: See description page 10
- Certification: UL listed ANSI A156.2 Grade 1
- Latch:  $\frac{5}{8}$ " projection stainless steel 3 hour UL
- Bore: 2 $\frac{1}{8}$ " hole retrofits all cylindrical locksets
- Strike: ANSI 1 $\frac{1}{4}$ " - 4 $\frac{7}{8}$ " strike
- Non-handed and reversible
- Warranty: Lifetime mechanical. 10 year finish.
- Finish: US32D



IC core option

# DL-HVB SERIES

## COMMERCIAL KNOB

# GRADE 2

## COMMERCIAL LOCKSETS

### DL-LSV SERIES

#### COMMERCIAL LEVER

The DL-LSV series cylindrical leverset are designed for use on all standard duty grade 2 light commercial and residential applications. The LSV series is also **ADA compliant**. Solid zinc diecast.

#### Specifications

- Door Thickness: 1 $\frac{3}{4}$ " - 2"
- Backset: 2 $\frac{3}{4}$ " - face 1 $\frac{1}{8}$ "- 2 $\frac{1}{4}$ "
- Cylinder: Schlage "C" keyway
- Keying: Schlage 6 pin keyed
- Key: 2 six pin nickel plated
- Function: See description page 9
- Certification: UL listed ANSI A156.2 Grade 2
- Latch:  $\frac{1}{2}$ " projection stainless steel 3 hour UL
- Bore: 2 $\frac{1}{8}$ " hole retrofits all cylindrical locksets
- Strike: ANSI 1 $\frac{1}{4}$ " - 4 $\frac{7}{8}$ " strike
- EXBS5: Extension for 5" bracket
- Thrubolts are removable
- Non-handed and reversible
- Vandal Resistant: Clutch free wheeling mechanism option
- Warranty: Lifetime mechanical. 10 year finish.
- Finishes: US3, 10B, 26D



Saturn Style



Sparta Style



IC core option



Meets ADA requirements

The DL-SVB series cylindrical knobset are designed for use on all standard grade 2 light commercial and residential applications. Solid zinc diecast.

#### Specifications

- Door Thickness: 1 $\frac{3}{4}$ " - 2"
- Backset: 2 $\frac{3}{4}$ " - face 1 $\frac{1}{8}$ "- 2 $\frac{1}{4}$ "
- Cylinder: Schlage "C" keyway
- Keying: Schlage 6 pin keyed
- Key: 2 six pin nickel plated
- Function: See description page 9
- Certification: UL listed ANSI A156.2 Grade 1
- Latch:  $\frac{1}{2}$ " projection stainless steel 3 hour UL
- Bore: 2 $\frac{1}{8}$ " hole retrofits all cylindrical locksets
- Strike: ANSI 1 $\frac{1}{4}$ " - 4 $\frac{7}{8}$ " strike
- Non-handed and reversible
- Warranty: Lifetime mechanical. 10 year finish.
- Finish: US3, 32D



IC core option

### DL-SVB SERIES

#### COMMERCIAL KNOB

# GRADE 3 COMMERCIAL LOCKSETS

## DL-ECL SERIES ECONOMY LEVER



Meets ADA requirements

The DL-ECL series cylindrical leverset is designed for use on all economy grade 2 residential applications. The ECL series is also **ADA compliant**. Solid zinc diecast.

### Specifications

- Door Thickness: 1 $\frac{3}{4}$ " - 2"
- Backset: 2 $\frac{3}{4}$ " face 1" - 2 $\frac{1}{4}$ "
- Shim Filler for 1" latch to 1  $\frac{1}{8}$ " prep
- Cylinder: Schlage "C" keyway
- Keying: Schlage 5 pin keyed
- Key: 2 5 pin nickel plated
- Function: See description page 9
- Certification: ANSI 117.1 and ADA
- Bore: 2 $\frac{1}{8}$ " hole retrofits all cylindrical locksets
- Come with Non-UL 1 $\frac{1}{8}$ " - 2 $\frac{3}{4}$ " ANSI strike
- Non-handed and reversible
- Warranty: Lifetime mechanical. 10 year finish.
- Finish: US26D

## DL-ECB SERIES ECONOMY KNOB

The DL-ECB series cylindrical knobset are designed for use on all economy grade 3 residential applications. Solid zinc diecast.

### Specifications

- Door Thickness: 1 $\frac{3}{4}$ "
- Backset: Adjustable 2 $\frac{3}{8}$ " - 2 $\frac{3}{4}$ " face 1" - 2 $\frac{1}{4}$ "
- Shim Filler for 1" latch to 1  $\frac{1}{8}$ " prep
- Cylinder: Schlage "C" keyway
- Keying: Schlage 5 pin keyed
- Key: 2 5 pin nickel plated
- Function: See description page 9
- Certification: ANSI A 117.1
- Bore: 2 $\frac{1}{8}$ " hole retrofits all cylindrical locksets
- Come with standard T Strike
- Non-handed and reversible
- Warranty: Lifetime mechanical. 10 year finish.
- Finish: US3, 32D





# COMBO ENTRY

## DL-LSV/SVB LOCKSET

### Specifications

- Door Thickness: 1 3/4" - 2"
- Backset: 2 3/4" face 1" - 2 1/4"
- Keyed Alike: 1 key operates both lock and deadbolt
- Schlage 6 "C" keyway
- DL-SVB53DB251/260: Knob combo lockset
- DL-LSV53DB751/760: Lever combo lockset
- Certification: UL Listed ANSI A A156.2 Grade 2
- Non-handed and reversible
- Removable brass cylinders
- Warranty: Lifetime mechanical. 10 year finish.
- Finish: US26D, 32D

# ACCESSORIES

## COMMERCIAL LOCKSET ACCESSORIES

### LATCHES

- 2 3/8" and 2 3/4" backsets
- 1 1/8" SQ face
- DL-DLUL: Fire rated Deadlatch
- DL-SLUL: Fire rated Springlatch
- DL-ADJ: Adjustable backset
- Warranty: 1 year
- Finish: US3, US32D



**Deadlatch**  
DL-DL238/234  
2 3/8", 2 3/4" Backset



**Springlatch**  
DL-SL238/234  
2 3/8", 2 3/4" Backset

### FILLER COVER

- 2 3/8" filler plate
- DX-161
- Finish: USP



### STRIKES

- Warranty: 1 year
- Finish: US3, 32D



**DL-TA001**  
1 1/4" x 4 3/8"  
ASA Strike



**DL-TA019**  
1 1/4" x 2 3/4"  
T Strike



**DL-TA018**  
1 1/8" x 1 1/4"  
Dead bolt strike



**DL-TA020**  
1 1/4" x 2 1/4"  
Full Lip Strike



# DEADBOLTS

## COMMERCIAL GRADE DEADBOLTS

### DL-DB700 SERIES

GRADE 2 DEADBOLT



**DL-DB751**  
SINGLE CYLINDER

**DL-DB760**  
DOUBLE CYLINDER

#### Specifications

- Door Thickness: 1 $\frac{3}{4}$ " - 2"
- Backset: UL adjustable 2 $\frac{3}{8}$ " - 2 $\frac{3}{4}$ "
- Full 1" Throw Deadbolts
- Cylinder: Schlage "C" keyway
- Keying: Schlage 6 pin keyed
- Key: 2 6 pin nickel plated
- Strike: TA-019 1 $\frac{1}{8}$ " - 2 $\frac{3}{4}$ " strike
- Non-handed and reversible
- **DL-DB751**: Single cylinder
- **DL-DB760**: Double cylinder
- Matches LHV and LSV series
- Warranty: 1 year
- Finish: US3, 26D

### DL-DB200 SERIES

GRADE 3 DEADBOLT

#### Specifications

- Door Thickness: 1 $\frac{3}{4}$ " - 2"
- Backset: Adjustable 2 $\frac{3}{8}$ " - 2 $\frac{3}{4}$ "
- Full 1" Throw Deadbolts
- $\frac{1}{4}$ " Heavy Gauge Thru-Bolts
- Cylinder: Schlage "C" keyway
- Keying: Schlage 6 pin keyed
- Key: 2 6 pin nickel plated
- Matches HVB and SVB Series
- Non-handed and reversible
- **DL-DB251**: Single cylinder
- **DL-DB260**: Double cylinder
- Warranty: 1 year
- Finish: US3, 32D



**DL-DB251**  
SINGLE CYLINDER

**DL-DB260**  
DOUBLE CYLINDER

# MORTISE LOCKS

## DL-ML234 MORTISE LOCKSET



### Specifications

- Commercial Grade steel case
- Full 1" throw chrome plated heavy duty deadbolt
- Door Thickness: 1 $\frac{3}{4}$ " standard
- Backset: 2 $\frac{3}{4}$ "
- Faceplate: 1 $\frac{1}{4}$ " x 8" A115.1
  - Adjustable from flat to  $\frac{1}{8}$ "
  - Bevel both ways
- Cylinder: Schlage "C" keyway
- Keying: Schlage 6 pin keyed
- Certification: ANSI 156.13-1980
- Strike: Standard ASA strike
- Finish: US26D

## DL-ML800 MORTISE LOCKSET



### Specifications

- Solid brass Mortise lockset
- Reversible latchbolt and levers
- Solid brass escutcheons
- Door Thickness: 1 $\frac{1}{8}$ " - 1 $\frac{7}{8}$ "
- Backset: 1 $\frac{3}{4}$ " narrow stile
- Faceplate: 1 $\frac{3}{16}$ " x 1 $\frac{1}{8}$ " solid brass
- Cylinder: Schlage "C" keyway
- Keying: Rekeyable
- Function: Key operated for entry with thumbturn
  - for unlocking and locking.
- Strike: Standard ASA strike
- Finish: US3, 15, 26

## DL-DX914/920 MORTISE LOCKSET



### Specifications

- Solid brass Mortise lockset with reversible latchbolt
- **DL-DX914:** Spindle fixed to escutcheons
- **DL-DX920:** Loose threaded spindle
- Full 1" throw chrome plated heavy duty deadbolt
- Solid brass knobs and escutcheon plates
- Door Thickness: 1 $\frac{3}{4}$ " standard
- Backset: 2 $\frac{1}{2}$ "
- Exterior plate: 2 $\frac{3}{4}$ " x 10" solid brass
- Face Plate: 1 $\frac{1}{16}$ " x 7 $\frac{5}{8}$ "
- Cylinder: Schlage "C" keyway
- Keying: 5 Pin tumbler
- Strike: Standard ASA strike
- Finish: US3

# MORTISE LOCK

## HEAVY DUTY MORTISE LOCK

### DL-DXML

#### HEAVY DUTY MORTISE LOCK

The DL-DXML mortise lockset is designed for all heavy duty commercial and industrial applications. This series meets ADA handicap requirements and meets a 3 hour fire listing.

#### Specifications

- Door Thickness: 1 3/4"
- Backset: 2 3/4"
- Face plate: 1 1/4" x 8"
- UL 3 Hour fire Listed Latch
- 1" Throw Bolt
- 1 1/8" Mortise Cylinder
- SC6 Schlage "C" 6 pin keyway
- Sectional and escutcheon trim available
- Barrier free levers and returns within 1/2" from door face
- Handed (must specify LH or RH) yet field reversible
- Dead or spring latch
- Levers to be SS or SE
- Warranty: 3 years

#### Trim Specifications

- Heavy duty commercial; Grade 1
- DL-SS: Leverset; solid brass
- DL-SE: Handleset; solid brass



**DL-SE**  
Escutcheon  
Handleset



**DL-SS**  
Sectional  
Leverset



Meets ADA requirements



# CYLINDERS

## COMMERCIAL GRADE MORTISE CYLINDERS



Mortise Cylinder



Thumbturn Cylinder



Dummy Cylinder



Rim Cylinder

Part	Description	Keyways	Keyed	Finishes	Cam	Packed
<b>DL-CYLTA550</b>	1" Mortise Key Cylinder 5 pin tumbler, solid brass	S-A-Y	KD, KA, KA2, KA50	AI, DU, US3, 26D	A, C	1-2/box 150/case
<b>DL-CYLTA555</b>	1" Mortise Key Cylinder 5 pin tumbler, diecast	S-A-Y	KD, KA, KA2, KA50	AI, DU, US3, 26D	A	2/box 150/case
<b>DL-CYLTA560</b>	1½" Mortise Key Cylinder 6 pin tumbler, solid brass	S-A-Y	KD, KA, KA2, KA50	AI, DU, US3, 26D	C	1/box 150/case
<b>DL-CYLTA580</b>	1¼" Mortise Key Cylinder 6 pin tumbler, solid brass	S-A-Y	KD, KA, KA2, KA50	AI, DU, US3, 26D	C	1/box 150/case
<b>DL-CYLT570</b>	1" Mortise Thumbturn Cylinder Solid brass			AI, DU, US3, 26D	A	1/box 150/case
<b>DL-CYLTA577</b>	1" Mortise Thumbturn Cylinder Diecast			AI, DU, US3, 26D	A	1/box 150/case
<b>DL-CYLTA595</b>	1" Mortise Dummy Cylinder Solid Brass			AI, DU, US3, 26D		1/box 150/case
<b>ED-RC051</b>	1" Rim Cylinder Solid Brass	S	KD, KA	US26D, DU		10/box 50/case

### KEYWAY CODE

- **S:** Schlage C
- **A:** Arrow
- **Y:** Yale 8

### KEYING

- 2 keys per cylinder
- **KD:** Keyed different
- **KA:** Keyed alike
- **KA2:** Keyed alike; groups of 2
- **KA50:** Keyed alike; groups of 50

## COMMERCIAL GRADE LOCK CYLINDERS

Trans-Atlantic 6-pin cylinders are manufactured with strict quality control to insure precise tolerances and smooth operations. Keying service available in keyed alike, master or construction.



### UNIVERSAL CYLINDERS

- **DL-6GAKD:** knob/lever Cyl. 5 Pin Sargent GA Keyed Diff.
- **DL-6SC1KD:** knob/lever Cyl. 5 Pin Schlage C(SC1) Keyed Diff
- **DL-6Y1KD:** knob/lever Cyl. 5 Pin Yale 8(Y1) Keyed Diff.



### UNIVERSAL CYLINDERS

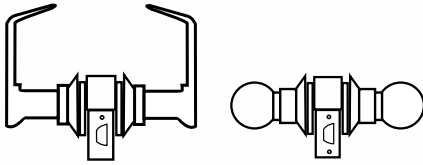
- **DL-LC50:** G2 Cylinder
- **DL-LC53:** G3 Cylinder
- **DL-DC50:** Deadbolt Cylinder



### UNIVERSAL CYLINDERS

- **DL-3GAKD:** knob/lever Cyl. 5 Pin Sargent GA Keyed Diff
- **DL-3SC1KD:** knob/lever Cyl. 5 Pin Schlage C(SC1) Keyed Diff.
- **DL-3Y1KD:** knob/lever Cyl. 5 Pin Yale

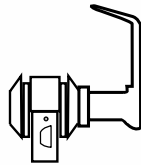
# LOCKSET FUNCTIONS



## 10 PASSAGE F75

Both levers are always free

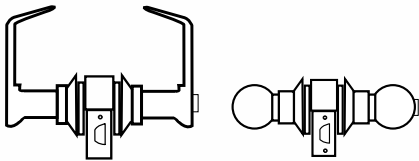
LHV, LSV, ECL  
HVB, SV-B, ECB



## 20 EXIT

Blank plate on outside. Interior lever always free.

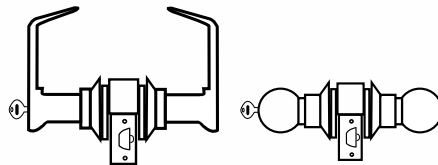
LSV



## 40 PRIVACY F76

Push button locking from interior.  
Lock can be opened from exterior by rotating interior lever. Safety unlock for emergencies.

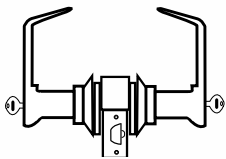
LHV, LSV, ECL  
HVB, SVB, ECB



## 53 ENTRY F109

Push button locking from interior and keyed exterior.

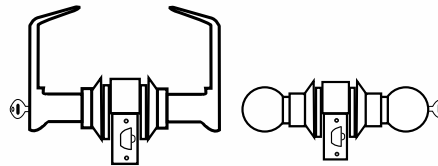
LHV, LSV, ECL  
HVB, SVB, ECB



## 60 DOUBLE CYLINDER

Key in locks unlocks both knobs.

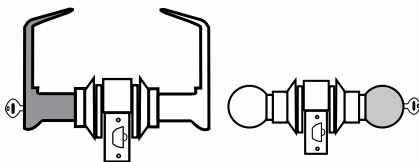
LSV



## 70 CLASSROOM F84

Exterior lever locked or unlocked by key.  
Interior lever always allows egress.

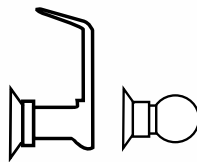
LHV, LSV  
HVB, SVB, ECB



## 80 STOREROOM F86

Outside lever is always locked. Key unlatches only.

LHV, LSV  
HVB, SVB, ECB





## DT DUMMY

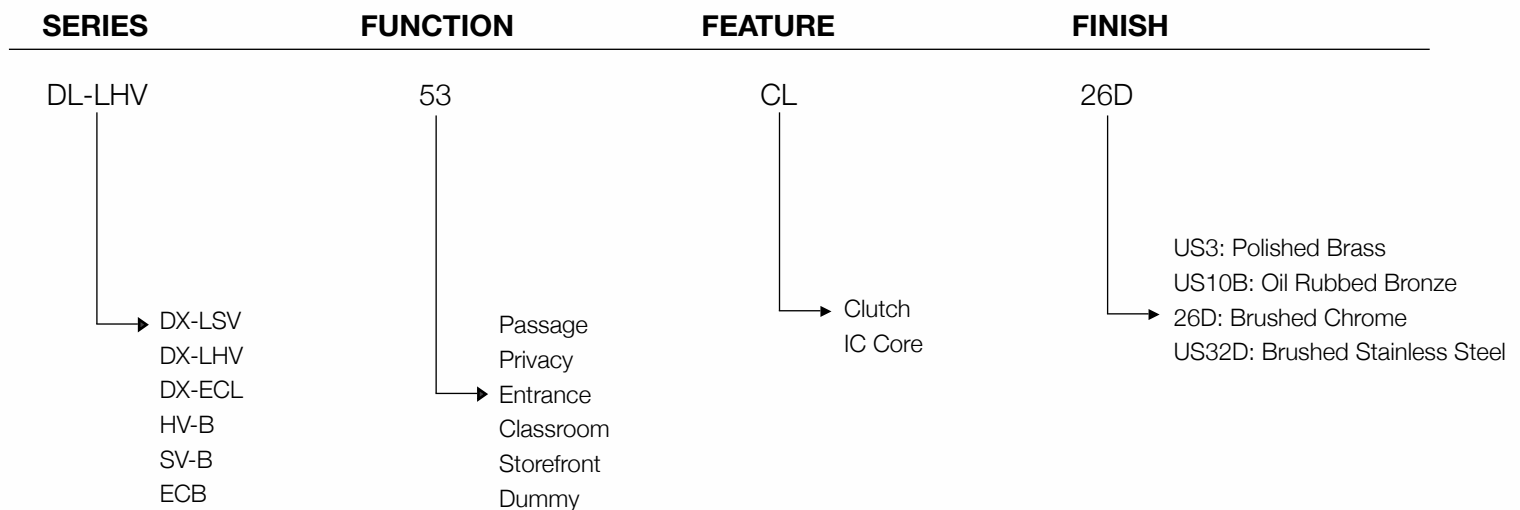
Dummy trim for one side of door

LSV, ECL  
SVB, ECB

# COMPARISON CHART

FUNCTION		DORMA	HAGER	CAL-ROYAL	PDQ	SCHLAGE
PASSAGE	<b>DL-LHV10</b>	CL810	3410	(C) GN-30	GT126	ND10S
PRIVACY	<b>DL-LHV40</b>	CL840	3440	(C) GN-20	GT176	ND40S
ENTRANCE	<b>DL-LHV53</b>	CL853	3453	(C) GN-00	GT116	ND53PD
CLASSROOM	<b>DL-LHV70</b>	CL870	3470	(C) GN-03	GT148	ND70PD
STOREROOM	<b>DL-LHV80</b>	CL880	3480	(C) GN-04	GT115	ND80PD
FUNCTION		DORMA	HAGER	CAL-ROYAL	PDQ	SCHLAGE
PASSAGE	<b>DL-LSV10</b>	CL710	3510	CSL-30	SP126	AL10S
PRIVACY	<b>DL-LSV40</b>	CL740	3540	CSL-20	SP176	AL40S
ENTRANCE	<b>DL-LSV53</b>	CL753	3553	CSL-00	SP116	AL53PD
CLASSROOM	<b>DL-LSV70</b>	CL770	3570	CSL-03	SP148	AL70PD
STOREROOM	<b>DL-LSV80</b>	CL780	3580	CSL-04	SP115	AL80PD
DUMMY	<b>DL-LSVDT</b>	CL701	3517	CSL-40	SP211	AL170

## ORDER SPECIFICATIONS PRODUCT DESCRIPTION AND CODING



- All locksets come standard with 2¾ latch, ANSI strike, and SC1 cylinder.
- IC: Core not included. See Cylinders.
- Must specify handing, keying preferences, and keyway.
- Must specify if 2¾" backset desired

**Trans-Atlantic Co.**  
Architectural Catalog

[www.transatlanticco.com](http://www.transatlanticco.com)

Tel: 800.523.9956  
Fx: 800.531.0844

